

- **About country**
- **Construction Business in Kyrgyzstan**
- **About Company**
- **Investment Projects**



**KYRGYZ  
REPUBLIC**

## Quick Facts:

- Area: 199.951 km<sup>2</sup>
- Population: 6,4 mln
- Capital: Bishkek (1,5 mln)
- GDP: 8.5 bln. USD (1400\$/capita)
- Growth: 4,5% (2019)
- Inflation: 3,5% – 5%





Keremet Construction

## Active Economic Relations Geography



## 10 FACTORS OF SUCCESSFUL INVESTMENTS IN THE KYRGYZ REPUBLIC





## MAIN ECONOMIC SECTORS



**Tourism**



**Mining and Energy**



**Agriculture**







































**Construction**

## CONSTRUCTION SECTOR

- The construction sector of the Kyrgyz economy has a **high potential**.
- The scale of construction in the Kyrgyz Republic **increases every year**.
- More then **100** operating companies.
- Contribution to GDP of the country is **15%**
- In 2018, the growth of the industry was **19%**
- Forecast: in the next 3 years, industry growth will be around **20%**



## CONSTRUCTION SECTOR

Statistical data of the National Statistical Committee of the Kyrgyz Republic for the period from 2014 to 2018.					
	2014	2015	2016	2017	2018
Total amount of work (mln/som)	41858,1	 50066,6	 74446,1	 85790	 80959,1
Private investment (mln/som)	39733,1	 47461,1	 71268	 82409,2	 78705,5
Share of private companies in %	94,9	 94,9	 95,7	 96	 97,3
Total number of houses put into operation / thousand m <sup>2</sup>	1082,3	 1225	 1242,1	 1471,7	 978,6
By private resources	839,2	 780,9	 812,8	 853,1	 907,5
Share of private resources in %	77,5	 63,7	 65,4	 68	 92,7
Total number of apartments built	10156	 12283	 12111	 15430	 8792
By private resources	7146	 6841	 6906	 7437	 7846
Average m <sup>2</sup> of the each flat	106,6	 99,7	 102,6	 95,4	 111,3
Data from the National Statistical Committee of the Kyrgyz Republic					

## CONSTRUCTION SECTOR

**The Government of the Kyrgyz Republic adopted a development strategy for the construction industry until 2030.**

**The main objectives of the strategy:**

- Sector tax base increase - financial transparency
- The introduction of new energy-efficient and resource-saving technologies, increasing the safety of buildings under construction - reaching the world standard
- Renew standardization of construction norms according to today's conditions
- Developing building materials production
- Digitalization and optimization of construction processes as a whole - elimination of an unnecessary coordination chain, minimization of the human factor and corruption schemes




## OUR COMPANY

- Was found in 2013.
- Completed several commercial and housing projects
- Has two branch companies
  - Bashar Lift (Lifting equipment sales and service)
  - Keremet Kyzmat (House keeping services)



## OUR COMPANY PROJECTS (COMPLETED AND IN PROCESS)





## OUR COMPANY PROJECTS (COMPLETED AND IN PROCESS)





## Investment Projects

### Ala – Too Plus

- 45000 m<sup>2</sup> in total
- 10000 m<sup>2</sup> commercial
- 35000 m<sup>2</sup> housing
- 260 flats, new planned
- prestige placement
- innovations in build processes and materials



**We are ready for partnership**

**THANK YOU!**